

SUNNEX LUXOR – 12W LED



# INSTRUCTIONS TO USE

»» SUNNEX TASK LIGHTING SERIES ««

# GENERAL INFORMATION



The task lighting series in this brochure are sold in Sunnex standard design in accordance with information about quality and design stated here, or upon special inquiry, supplied by Sunnex. Variation may arise in certain components.

To avoid risk of injury, all assembly and installation shall be performed by personnel with necessary knowledge about the product, its installation and user environment.

The products shall, where appropriate, be installed as per applicable installation instructions. The product shall be installed and used in accordance with applicable electrical regulations for the country in which it is used and other applicable regulations in the area. Because halogen bulbs produce significant heat, necessary precautions

must be taken to avoid risk of fire and resulting damage.

Sunnex will not be held accountable for design changes made after the printing of this brochure.

This brochure replaces all previous information about the products it contains.

Sunnex is certified according to ISO 14001:2015  
& ISO 9001:2015



# WARRANTY POLICY



Sunnex warrants that products in this document "Instructions to use" shall be free from defects in material and workmanship and this warranty shall remain in force and effect for a period of three (3) years from and after the date of its delivery ("Warranty Period") provided that this warranty shall be subject the following conditions:

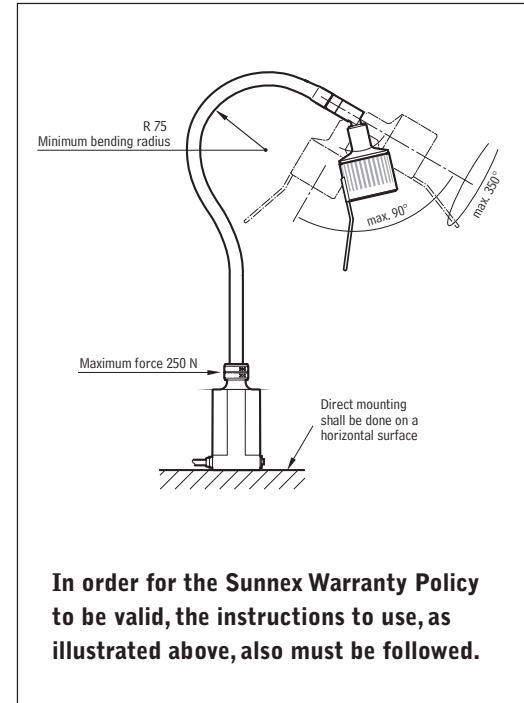
- The Sunnex installation instructions shall have been strictly complied with in all respects by the party performing the installation of the product.
- The product shall have been used only for the purposes for which it is intended and shall not have been abused, damaged or modified during installation or from usage.  
The product cannot be altered, equipped with other components or accessories than originally supplied.
- Ordinary wear and tear shall not be covered by the terms of this warranty.
- Written notice to Sunnex of the defective product shall be given within the Warranty Period.

If a product is found to be defective and the provisions of this section have been complied, Sunnex will repair or replace the product, at its expense.

**Other than as herein expressly set forth there are no warranties made or given herein with respect to a product and the warranties given in statement are in lieu of all other warranties, which are hereby disclaimed. In particular, there are no express or implied warranties, and no warranty of merchantability or fitness for a particular purpose. Sunnex will not be liable for any special, indirect, incidental or consequential damage, loss, cost or expense whatsoever arising from the installation or use of a product or from any other cause.**

Karlstad, April 27, 2023

Johan Karlsson  
CEO



# ABOUT SUNNEX TASK LIGHTING PRODUCTS



## >>> **CHOOSE THE RIGHT LIGHTING**

There are different task lighting series available from Sunnex. Each series is designed with its own unique properties as regards light ergonomics, heat production, adjustability and impact resistance.

Together with each task lighting series, you will find a Lux diagram that shows the intensity and distribution of light produced by each particular lamp. The measurement is taken at a distance of 0,5 meters. Using the Lux diagram, you can select which product will produce the particular light qualities you desire.

There are also other features that can affect your choice of the right tasklight for your application, please find more info on [www.sunnex.se](http://www.sunnex.se) or contact us.

## >>> **MOUNTING EQUIPMENT**

Standard mounting equipment for all Sunnex lights is a base with four holes for direct mounting. Should you wish to have a different means of attachment, such as a C-clamp or a magnetic

base, you can order this separately.

## >>> **DIFFERENT KINDS OF ARMS**

Choose between a bendable flexible gooseneck arm and a spotlight arm. Some models can also be equipped with an articulated arm.

## >>> **VOLTAGE**

In most cases, Sunnex task lighting is available for any of the following voltages; 12, 24, 120 and 230V.

Make sure that the power supply connection voltage corresponds to the rated voltage, see label on your lamp.

## >>> **SAFETY STANDARDS**

Sunnex lighting products are designed and manufactured according to applicable safety standards and regulations. Some models have endorsements from both European and American testing institutes. Sunnex is constantly developing the lighting designs, and certain models may have received different approvals

since this brochure was printed.

Please contact your local dealer, or Sunnex directly, for updated information on which approvals a particular model currently holds.

## >>> **CLASSIFICATION SYSTEM**

To classify lighting equipment for its resistance to contact with, and penetration by, solid objects and water, we use the IP-Class system. Unless otherwise stated, all Sunnex task lighting meets requirements IP20. This is an industry standard, implying a certain resistance to dust. Most Sunnex standard task lights are also available in IP65, which means that it is both dust-proof and water resistant.

## >>> **STANDARD COLOURS**

The standard colour for Sunnex task lighting, unless otherwise stated, is black. Some models are also available in the optional colour off-white, RAL 9002.



## >>> SAFETY STANDARDS AND REGULATIONS

All Sunnex lighting products are designed and manufactured according to the following European regulations: Sunnex Lighting products are made according to Directive 2015/863/EU, Restriction of Hazardous Substances in electrical and electronic equipment (RoHS). Sunnex company is also fulfilling its obligations towards the Directive 2012/19/EU, Waste of Electrical and Electronic Equipment (WEEE) as a member of the Swedish organization El-Kretsen, see also [www.el-kretsen.se](http://www.el-kretsen.se).

Our products comply with the regulations in the REACH directive -1907/2006/EC, as to the candidate list of SVHC's (Substances of Very High Concern). Updates of the candidate list are regularly published. Where applicable Sunnex products also comply to the EMC-directive -2014/30/EU and Low Voltage directive -2014/35/EU.



### >>> THE CE MARK

For products falling under the scope of any of the CE marking directives, the CE mark is mandatory.



### >>> THE S MARK

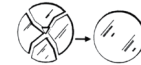
The S mark is evidence that the product has been tested and approved by Intertek as meeting minimum requirements of prescribed and harmonized European Union standards.



### >>> THE ENEC MARK

The ENEC mark certifies the compliance of a product with the harmonized European Union standards.

## >>> OTHER SYMBOLS



Replace a broken lens by a new lens



Protection class II



Plug-in adapter



Low pressure bulb



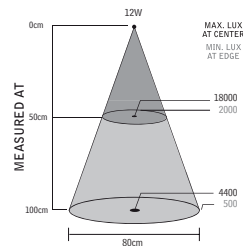
This product must be sorted as Waste from Electrical and Electronic Equipment (WEEE)

# SUNNEX LUXOR – 12W LED

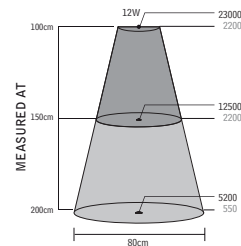


## >>> TECHNICAL DATA

Main voltage:	<b>24-36VDC</b>
Nominal effect:	<b>12W, 900Lm</b>
Class:	<b>III</b>
IP-Class:	<b>IP20 or IP65</b>
Available:	<b>AC/DC-Adapter 100-240V/24VDC 15VA</b>



Luxor LED light 24V/12W, 17° Lens



Luxor LED light 24V/12W, 8° Lens

## >>> MOUNTING INSTRUCTIONS

Mount the lamp on a horizontal surface with the four attached screws. Hole pattern, see dimensional drawing on page 19.

Available for the Gooseneck arm and Spot arm are also Sunnex mounting accessories; Magnetic base, C-clamp, Wall bracket and Desktop base.

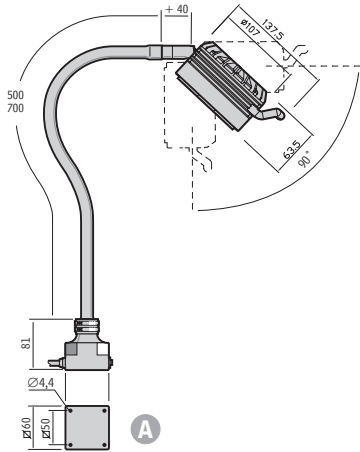
Plug in the AC/DC-Adapter to 230V main socket. On/off function is handled with switch in lampbase or lamp head (articulated arm).

## >>> NOTE

Use only Sunnex original parts to secure the function and performance of Sunnex lighting series.

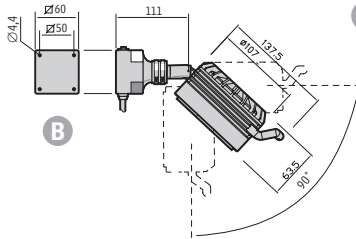
If the lens is broken, it must be replaced by a new lens.

Contact your local dealer if you are unsure how to handle replacements on Sunnex Luxor.



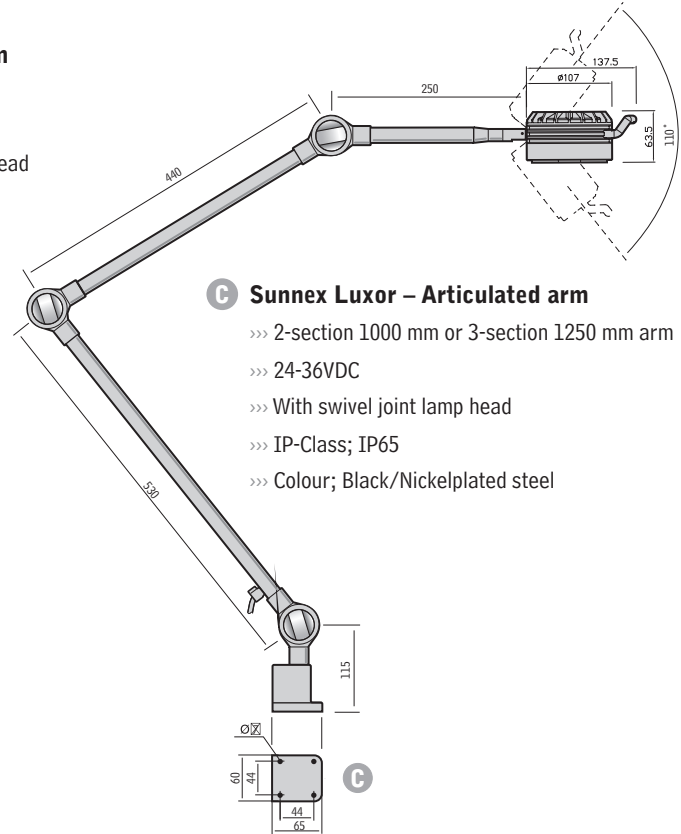
## A Sunnex Luxor – Gooseneck arm

- »» Arm length; 500 mm
- »» 24-36VDC – sub base
- »» With or without swivel joint lamp head
- »» IP-Class; IP20 or IP65 (IP65 without joint)
- »» Colour; Black



## B Sunnex Luxor – Spot arm

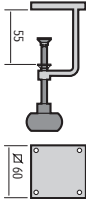
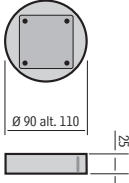
- »» 24-36VDC – sub base
- »» With swivel joint lamp head
- »» IP-Class; IP20
- »» Colour; Black



## C Sunnex Luxor – Articulated arm

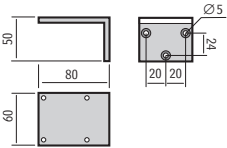
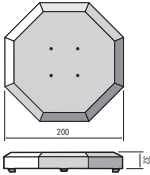
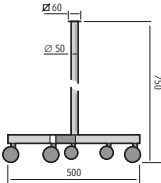
- »» 2-section 1000 mm or 3-section 1250 mm arm
- »» 24-36VDC
- »» With swivel joint lamp head
- »» IP-Class; IP65
- »» Colour; Black/Nickelplated steel



ACCESSORY	Fits model	Info	Part No.
<b>Screw clamp</b> 	All with std. base M4 x 20 (4x) included	Max. grip 42 mm	14020
<b>Magnetic base</b> 	Luxor/HF/Solus 6/Solus 9 M4 x 20 (4x) included	Ø 110 mm	12010











ACCESSORY	Fits model	Info	Part No.
<b>Wall mount</b> 	All with std. base M4 x 20 (4x) included	L-bracket 50 x 80 mm	14030
<b>Desktop base</b> 	All with std. base (4,0 x 25) included	$\varnothing$ 200 mm	14015
<b>Trolley base</b> 	All with std. base M4 x 20 (4x) included	Height 750 mm	14024

# SUNNEX – ACCESSORIES



ACCESSORY	Fits model	Info	Part No.
<b>AC/DC-Adapter</b>	 Pluto/Tellus/Solus6/Solus9/Lumius/LS CL-LED/Luxor (Euro)	100-240V/24VDC Max 15VA, IP44	33901
	 Pluto/Tellus/Solus6/Solus9/Lumius/LS (UK)	100-240V/12VDC Max 12VA, IP44	33902
	 Pluto/Tellus/Solus6/Solus9/Lumius/LS (US)	100-240V/12VDC Max 12VA, IP44	33906
	 Pluto/Tellus/Solus6/Solus9/Lumius/LS CL-LED/Luxor (CH)	100-240V/24VDC Max 15VA, IP44	33907
<b>Optics</b>	 Luxor	8°	18922
	 Luxor	17°	18943



**Sunnex Equipment AB  
(Headquarters)**

PO Box 2084, 650 02 Karlstad, Sweden / Körkarlsvägen 4, 653 46 Karlstad, Sweden

Tel: +46 54 555 160

Email: [Info@sunnex.se](mailto:Info@sunnex.se)

Internet: [www.sunnex.se](http://www.sunnex.se)

**Sunnex Equipement Sarl**

775, Rue André AMPERE, Z.I. Les Milles - CS 50363 F-13799 Aix-en-Provence, Cedex 3, France

Tel: +33 442 39 78 96

Email: [Info@sunnex.fr](mailto:Info@sunnex.fr)

Internet: [www.sunnex.fr](http://www.sunnex.fr)

**Sunnex LLC**

8001 Tower Drive, Charlotte, NC 28227, USA

Tel: +33 442 30 78 96

Email: [Sales@sunnex.com](mailto:Sales@sunnex.com)

Internet: [www.sunnex.com](http://www.sunnex.com)